

## AFRINIC Surveys

Quick statistics: FIRE AFRICA Awards Survey



### General filters

**Data selection**

**Include:**

**View summary of all available fields**

**Subtotals based on displayed questions**

**Statistics report language**

**Response ID**

**Greater than:**

**Less than:**

**Output options**

**Show graphs**

**Show text responses inline:**

**Select output format:**  HTML  PDF  Excel

### Response filters



#### ☑ The FIRE Programme (Question group 298)

☑ "Is this your first time applying for the Awards?"

☑ "What is the primary purpose of this Award programm..."

Make my project known  
Win extra money  
Make and Expand my networks  
Know other relevant projects from the Africa region

☑ "Rate the relevance of the FIRE Awards funding cate..."

(A1) High  
(A2) Low  
(A3) Neutral

☑ "Rate the relevance of the FIRE Awards funding cate..."

(A1) High  
(A2) Low  
(A3) Neutral

☑ "Rate the relevance of the FIRE Awards funding cate..."

(A1) High  
(A2) Low  
(A3) Neutral

☑ "What type of additional information would you lik..."

More information and data about the projects that applied  
A structured system to find projects, countries, project leaders

☑ "What do you expect for the next edition of the FIR..."

Responses containing:

#### ☐ The Application Process (Question group 299)

☑ "Do you consider the FIRE Awards web application pr..."

Very easy  
Easy  
Neither easy nor difficult  
Difficult

Communication & Social Media (Question group 300)

"Do you usually use social media to promote your pr..." 

Yes, very frequently and before the FIRE Awards application  
More or less, but before the FIRE Awards application  
Not very frequently, but before the FIRE Awards application  
No, I started using social media for the FIRE Award application

"What social network do you use more frequently to ..." 

Facebook  
Twitter  
Google+  
LinkedIn

"In relation to the overall communication with the ..." 

Very satisfied. The Secretariat replied very quickly to my questions and provided me with the clarification I needed to submit my application on time  
Satisfied. The Secretariat replied to my questions and provided me with some information I needed to submit my application on time  
Quite disappointed. The Secretariat sent a generic reply without the information I needed but I could submit my application on time  
Disappointed. The Secretariat was not clear on the information provided and I could not submit my application on time

[View stats](#) [Clear](#)

**Results**

**Number of records in this query:** 11  
**Total records in survey:** 11  
**Percentage of total:** 100.00%

[Browse](#)

**Field summary for 1**

**Is this your first time applying for the Awards?**

Answer	Count	Percentage
Yes (Y)	8	88.89%
No (N)	0	0.00%
No answer	1	11.11%



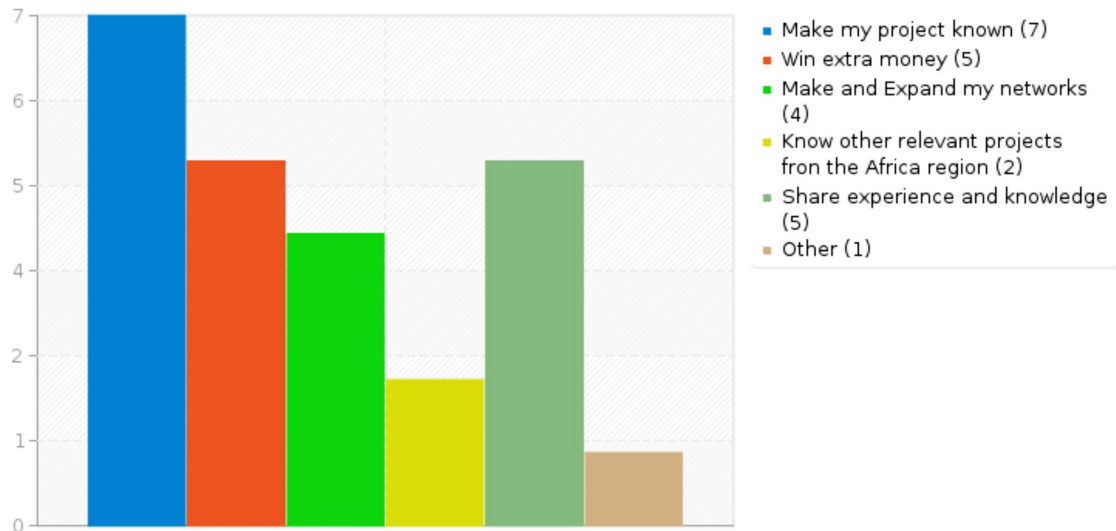
## Field summary for 2

## What is the primary purpose of this Award programme to you?

Answer	Count	Percentage
Make my project known (SQ001)	7	63.64%
Win extra money (SQ002)	5	45.45%
Make and Expand my networks (SQ003)	4	36.36%
Know other relevant projects from the Africa region (SQ004)	2	18.18%
Share experience and knowledge (SQ005)	5	45.45%
Other	1	9.09%

## 'Other' Responses

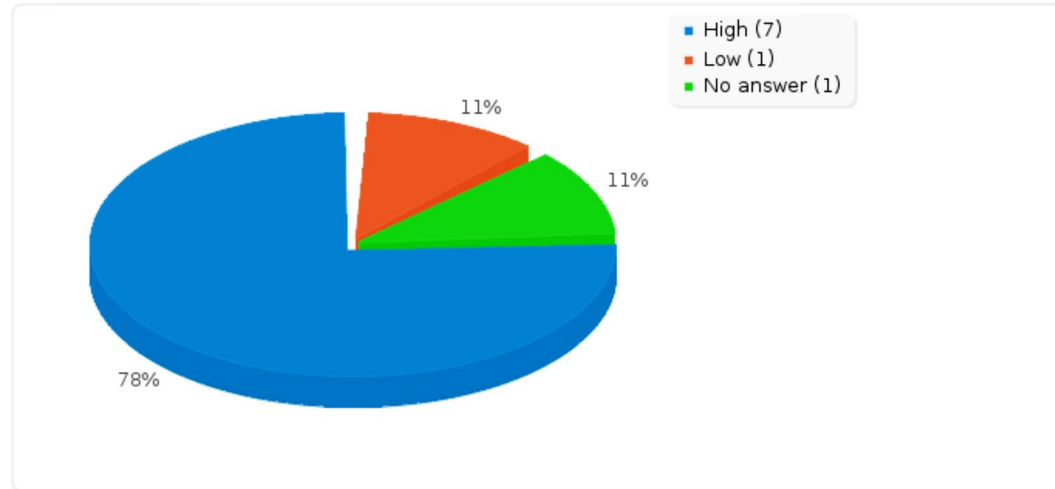
Contribute to the socio-economic growth in Africa



**Field summary for 3(SQ001)**

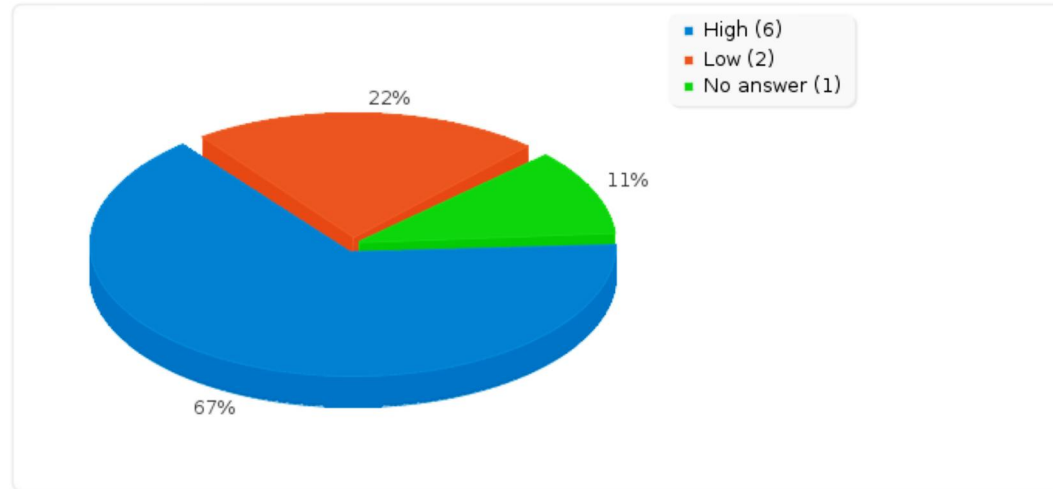
**Rate the relevance of the FIRE Awards funding categories  
[Innovation on Access Provision]**

Answer	Count	Percentage
High (A1)	7	77.78%
Low (A2)	1	11.11%
Neutral (A3)	0	0.00%
No answer	1	11.11%



**Field summary for 3(SQ002)****Rate the relevance of the FIRE Awards funding categories  
[E-Development]**

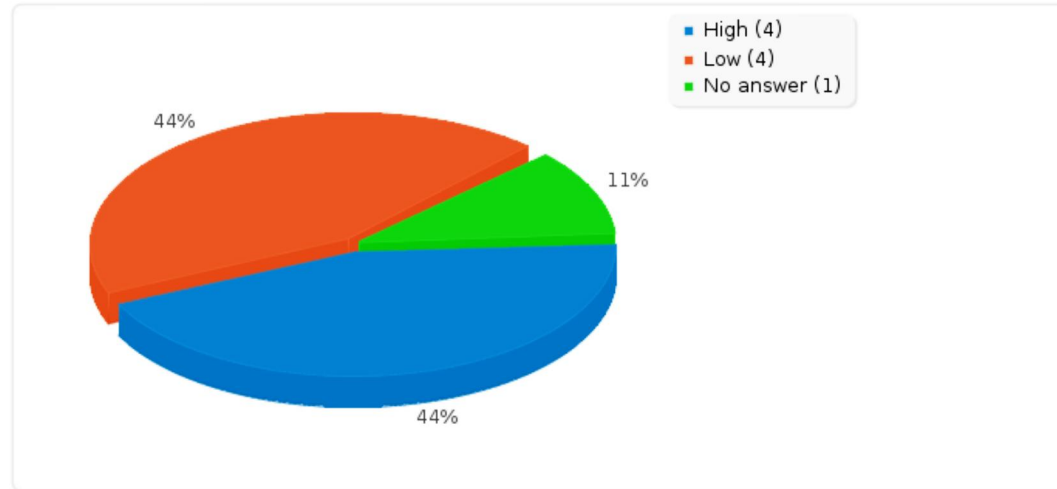
Answer	Count	Percentage
High (A1)	6	66.67%
Low (A2)	2	22.22%
Neutral (A3)	0	0.00%
No answer	1	11.11%



**Field summary for 3(SQ003)**

**Rate the relevance of the FIRE Awards funding categories  
[Freedom of Expression]**

Answer	Count	Percentage
High (A1)	4	44.44%
Low (A2)	4	44.44%
Neutral (A3)	0	0.00%
No answer	1	11.11%



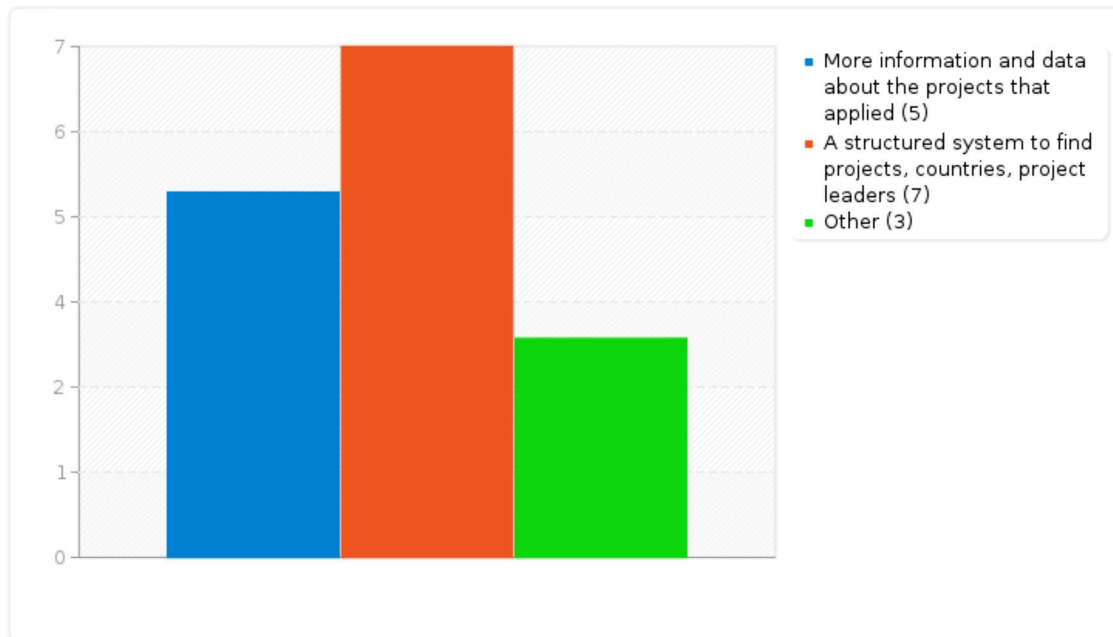
## Field summary for 4

## What type of additional information would you like to access on the FIRE website?

Answer	Count	Percentage
More information and data about the projects that applied (SQ001)	5	45.45%
A structured system to find projects, countries, project leaders (SQ002)	7	63.64%
Other	3	27.27%

## 'Other' Responses

possibility to found a researcher-network  
Info, follow-up on awardees  
Project reports





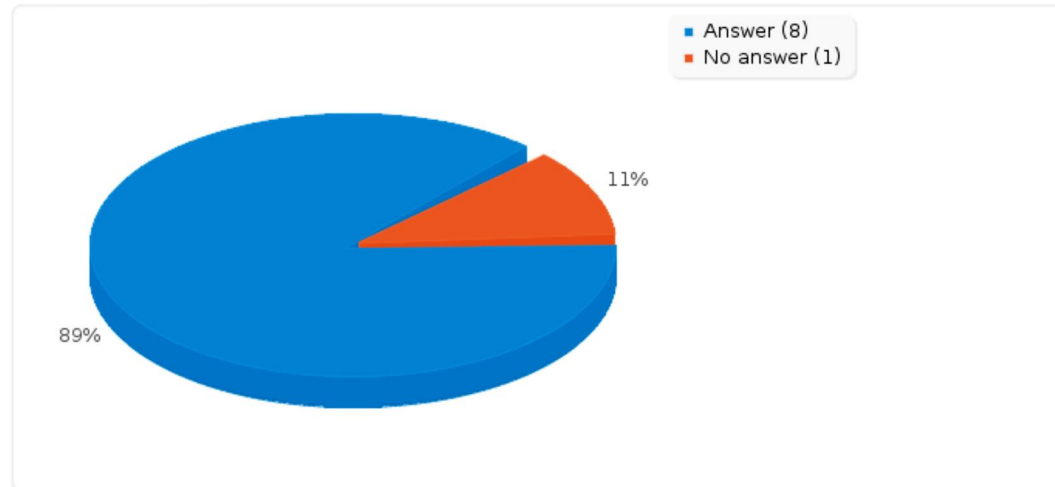
**Field summary for 5**

**What do you expect for the next edition of the FIRE Awards?**

	<b>Count</b>	<b>Percentage</b>
Answer	8	88.89%
No answer	1	11.11%

**Responses**

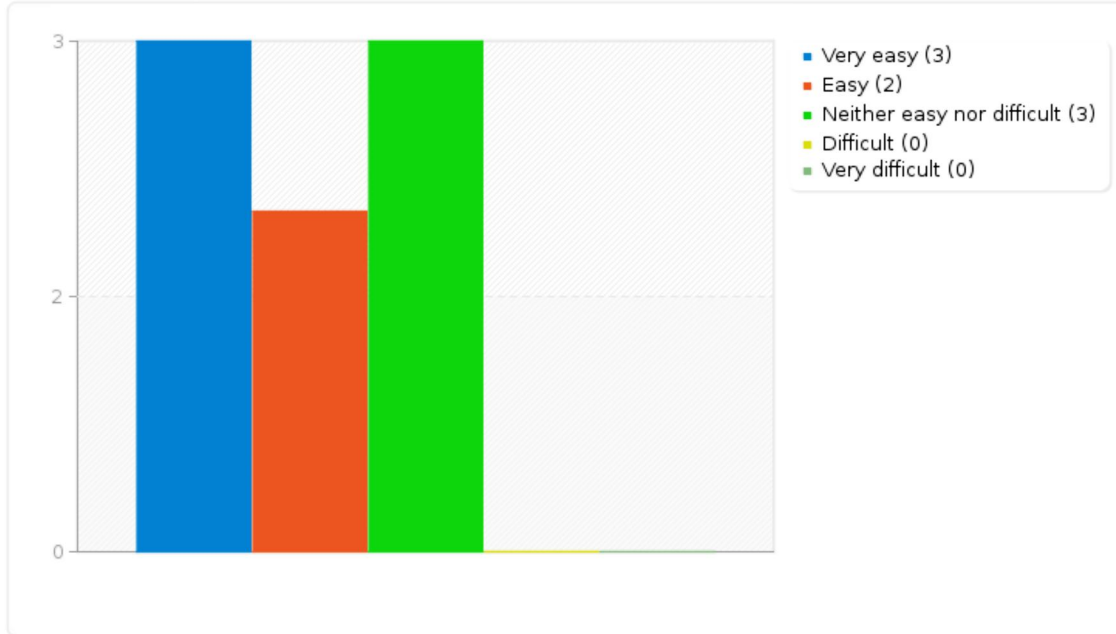
make the award widespread known.  
 Get more people involved mainly the younger generation and specially young women and girls  
 More information on status of the award process. More exposure of awardees & grantees  
 More promotion,  
 This is the first time we have applied for an award. And there is little information about previous awards. Hence, it might be difficult to make recommendations or give expectations. Nonetheless, it would be good to see FIRE promote projects that cut across two or more African countries.  
 Win awards  
 More innovations  
 better involvement and reporting procededures



**Field summary for 6**

**Do you consider the FIRE Awards web application process to be:**

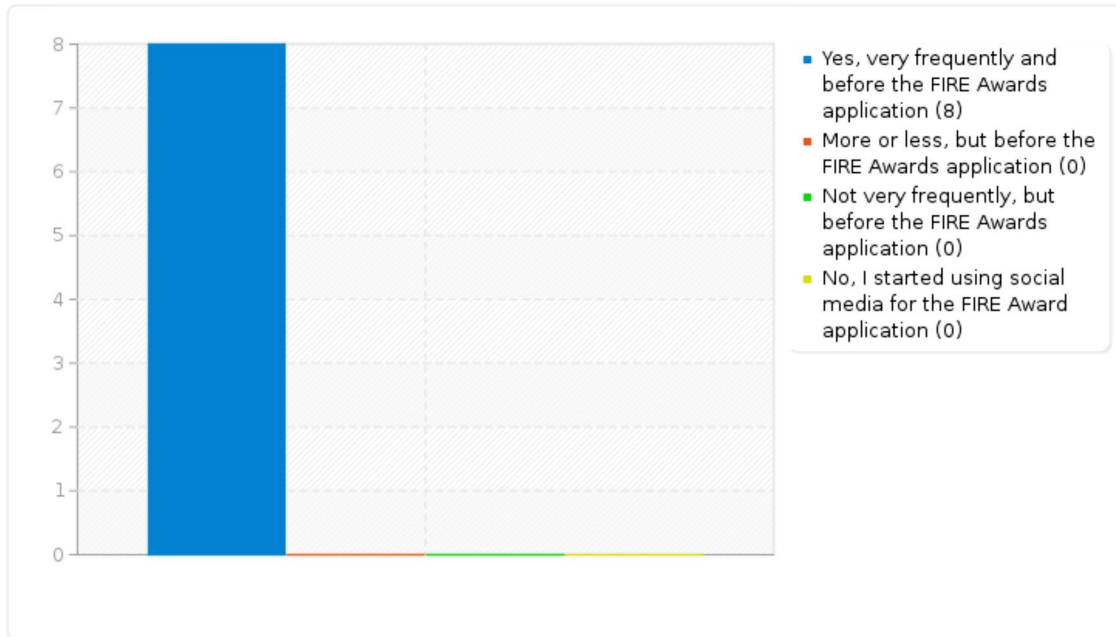
Answer	Count	Percentage
Very easy (SQ001)	3	27.27%
Easy (SQ002)	2	18.18%
Neither easy nor difficult (SQ003)	3	27.27%
Difficult (SQ004)	0	0.00%
Very difficult (SQ005)	0	0.00%



## Field summary for 7

## Do you usually use social media to promote your project and activities?

Answer	Count	Percentage
Yes, very frequently and before the FIRE Awards application (SQ001)	8	72.73%
More or less, but before the FIRE Awards application (SQ002)	0	0.00%
Not very frequently, but before the FIRE Awards application (SQ003)	0	0.00%
No, I started using social media for the FIRE Award application (SQ004)	0	0.00%



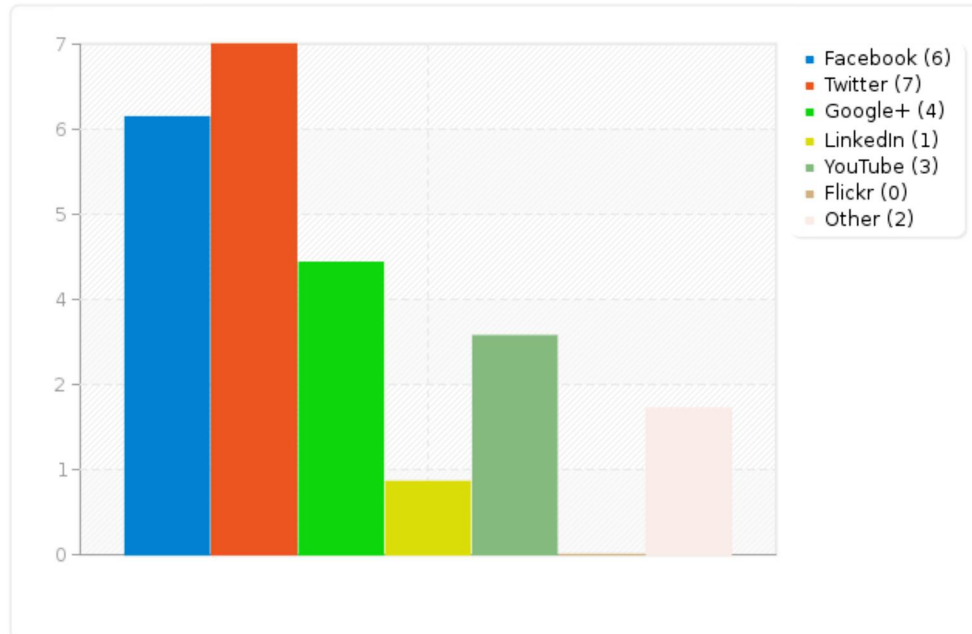
**Field summary for 8**

**What social network do you use more frequently to promote your organisation/project/activities?**

Answer	Count	Percentage
Facebook (SQ001)	6	54.55%
Twitter (SQ002)	7	63.64%
Google+ (SQ003)	4	36.36%
LinkedIn (SQ004)	1	9.09%
YouTube (SQ005)	3	27.27%
Flickr (SQ006)	0	0.00%
Other	2	18.18%

**'Other' Responses**

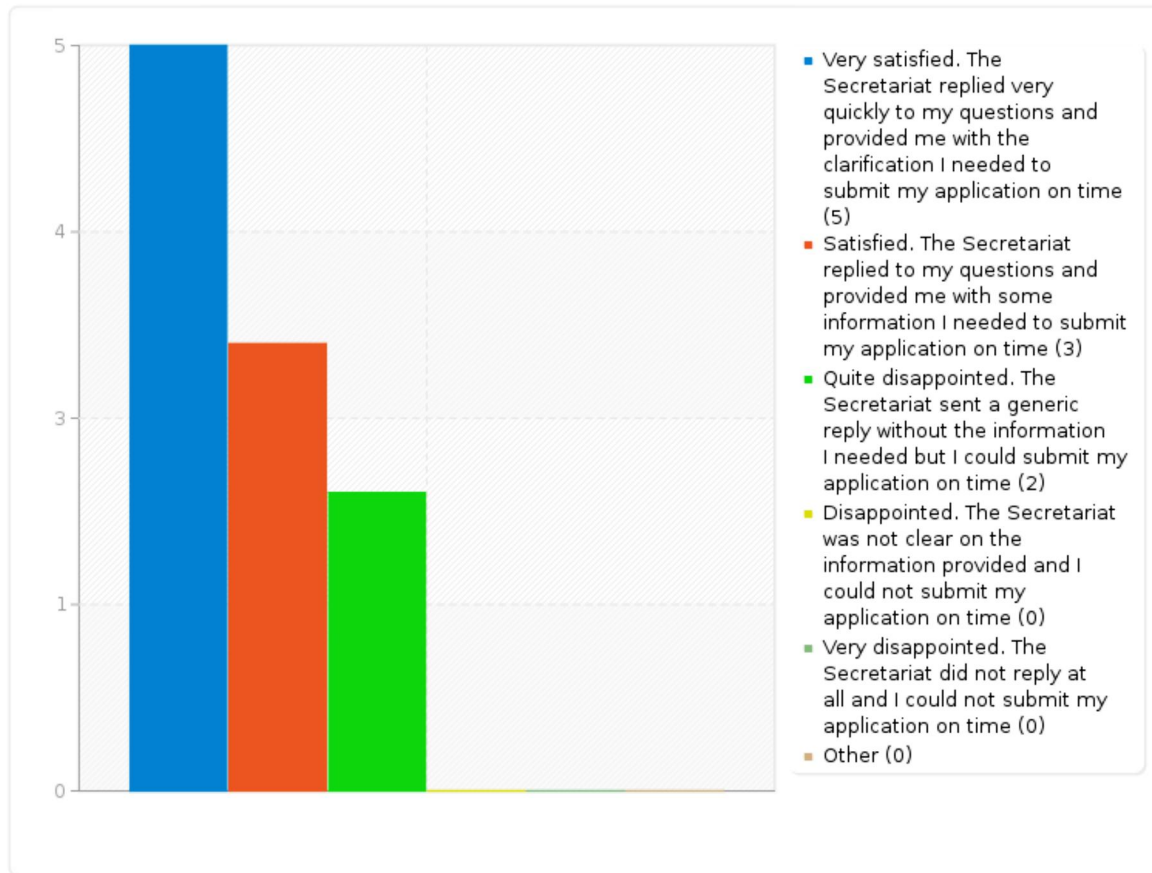
none. But soon on LinkedIn and facebook  
 Blog (Personal)



**Field summary for 9****In relation to the overall communication with the FIRE Secretariat, did you receive clear information and a timely response?**

Very satisfied. The Secretariat replied very quickly to my questions and provided me with the clarification I needed to submit my application on time	5	45.45%
Satisfied. The Secretariat replied to my questions and provided me with some information I needed to submit my application on time	3	27.27%
Quite disappointed. The Secretariat sent a generic reply without the information I needed but I could submit my application on time	2	18.18%
Disappointed. The Secretariat was not clear on the information provided and I could not submit my application on time	0	0.00%
Very disappointed. The Secretariat did not reply at all and I could not submit my application on time	0	0.00%
Other	0	0.00%

**'Other' Responses**





LimeSurvey  
Version 1.92+ Build 120919

